

**GROVE**

E.-TEILE SCHALTSCHRANK  
ELECTR. PARTS, SWITCH BOX

BILDTAFEL  
PICTORIAL DISPLAY

05.09

**3103323-ETL D**

2/5

**GMK 3055  
BE 550  
G 802**



13	12	13	10	12	12	12	13
----	----	----	----	----	----	----	----

12	10	12	12	12	13	13	145
----	----	----	----	----	----	----	-----

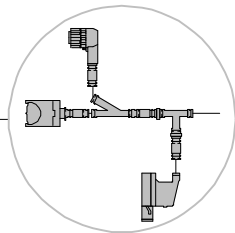
10	12	12	13	12	12	12	11
----	----	----	----	----	----	----	----

11	12	12	12	12	12	12	12
----	----	----	----	----	----	----	----

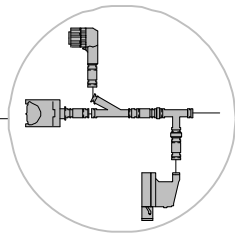
11	13	12	13	11	13	9	13
----	----	----	----	----	----	---	----

11	12	12	11	11	11	11	11
----	----	----	----	----	----	----	----

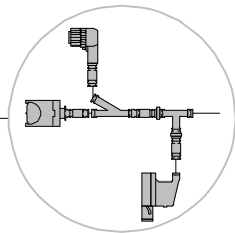
115



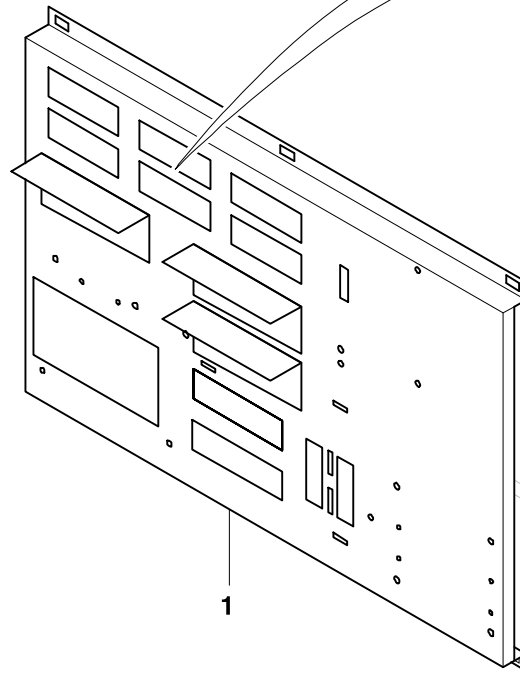
116



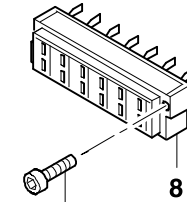
117



96



1



28

8

138



